

Appendix 6 (as supplied by the authors): Kaplan Meier plots of survival probability stratified by prenatal antibiotic exposure status in the overall, HDPS-matched and sibling cohorts

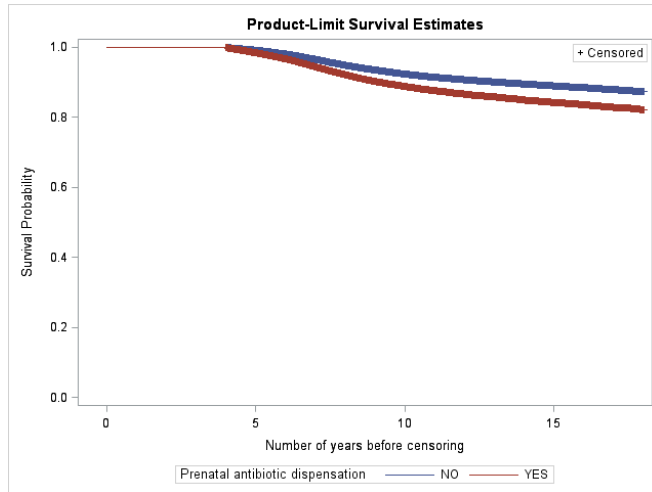


Figure A6(A): Kaplan Meier plot in the overall cohort

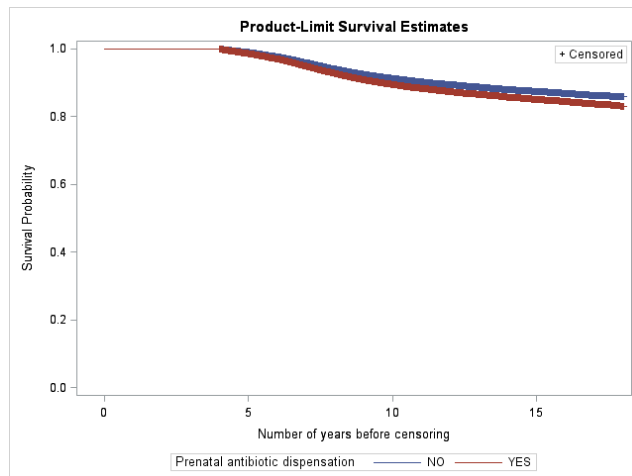


Figure A6(B): Kaplan Meier plot in the HDPS-matched cohort

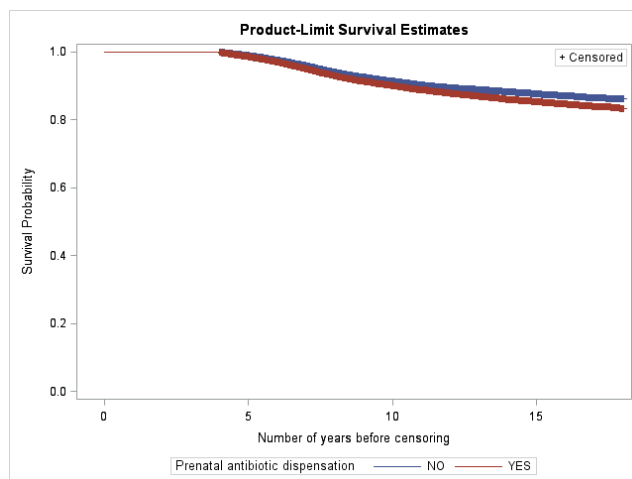


Figure A6(C): Kaplan Meier plot in the sibling cohort

Appendix to: Hamad AF, Alessi-Severini S, Mahmud S, et al. Prenatal antibiotic exposure and risk of attention-deficit/hyperactivity disorder: a population-based cohort study. *CMAJ* 2020. DOI:10.1503/cmaj.190883.

Copyright © 2020 The Author(s) or their employer(s).

To receive this resource in an accessible format, please contact us at cmajgroup@cmaj.ca.